

American Century Global Growth Equity Fund – A USD

a sub-fund of Nomura Funds Ireland plc

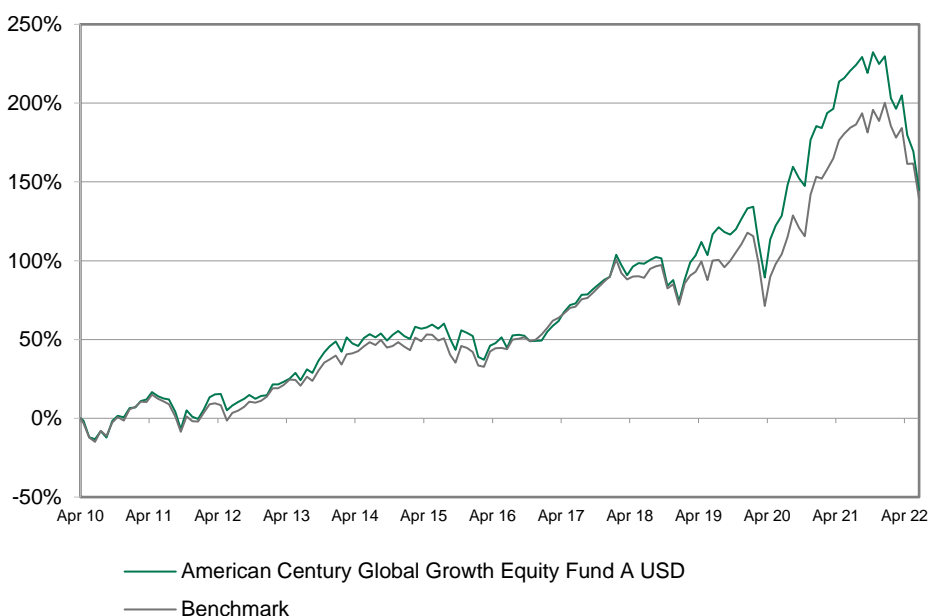


INVESTMENT OBJECTIVE

To achieve long-term capital growth through investment in an actively managed portfolio of global equity securities. The American Century Global Growth Equity Fund is UN Global Compact Compliant.

Past performance is not indicative of future returns.

CUMULATIVE PERFORMANCE (as at 30 June 2022)



FUND FACTS

| | |
|-------------------|---|
| Fund Size | 71.2m USD |
| Domicile | Ireland |
| Launch Date | 14/04/2010 * |
| Base Currency | US Dollar |
| Pricing Frequency | Daily |
| Sector | Global Large-Cap Growth Equity |
| Benchmark | MSCI All Country World Index |
| Fund managers | Keith Creveling, Brent Puff, Ted Harlan |

SHARE CLASS DETAILS

| | |
|----------------------|--------------|
| ISIN Code | IE00BJLNC482 |
| Bloomberg Ticker | NOAGGAU |
| Minimum Initial Inv | 5,000 USD |
| Minimum Further Inv | 2,500 USD |
| Initial Charge | 5.00% |
| Management Fee | 1.50% |
| Total Expense Ratio | 1.63% |
| Latest NAV per share | 113.17 USD |
| Share Class Currency | USD |
| Dividend Frequency | n/a |
| Dividend Pay dates | n/a |
| Morningstar Rating | *** |

TRADING DETAILS

| | |
|-------------------|-----------|
| Trading cutoff | 13:00 GMT |
| Trading frequency | Daily |
| Valuation time | 15:00 GMT |
| Settlement | T+3 |

RISK

Typically lower rewards, lower risk Typically higher rewards, higher risk



The table demonstrates where the fund ranks in terms of its potential risk and reward. The higher the rank the greater the potential reward but the greater the risk of losing money. It is based on past data, may change over time and may not be a reliable indication of the future risk profile of the fund.

* This fund launched on the 2nd August 2019 as a result of the merger of the American Century SICAV with Nomura Funds Ireland plc. The launch date refers to the launch date of the original fund, and historical performance relates to the combined track records.

ANNUALISED PERFORMANCE (as at 30 June 2022)

| | Since launch | 1m | 3m | 1y | 3y | 5y |
|-----------|--------------|--------|---------|---------|-------|-------|
| Fund | 7.60% | -9.19% | -19.73% | -23.64% | 4.13% | 7.21% |
| Benchmark | 7.42% | -8.43% | -15.66% | -15.75% | 6.21% | 7.00% |

DISCRETE PERFORMANCE (as at 30 June 2022)

| | 1 year to 30/06/2022 | 1 year to 30/06/2021 | 1 year to 30/06/2020 | 1 year to 30/06/2019 | 1 year to 30/06/2018 |
|-----------|----------------------|----------------------|----------------------|----------------------|----------------------|
| Fund | -23.64% | 40.20% | 5.48% | 9.44% | 14.58% |
| Benchmark | -15.75% | 39.26% | 2.11% | 5.74% | 10.73% |

Source: NAMUK. Fund and Index performance is shown net of fees in local currency, on a single price basis with income reinvested into the fund.

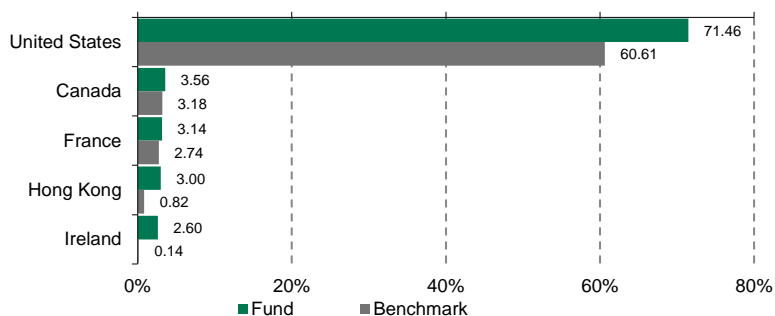
VOLATILITY AND RISK

| | 3 Years |
|----------------------------------|---------|
| Alpha (excess annualised return) | -2.08 |
| Beta | 0.97 |
| Information Ratio | -0.37 |
| Tracking Error | 5.62 |
| Standard Deviation | 18.49 |

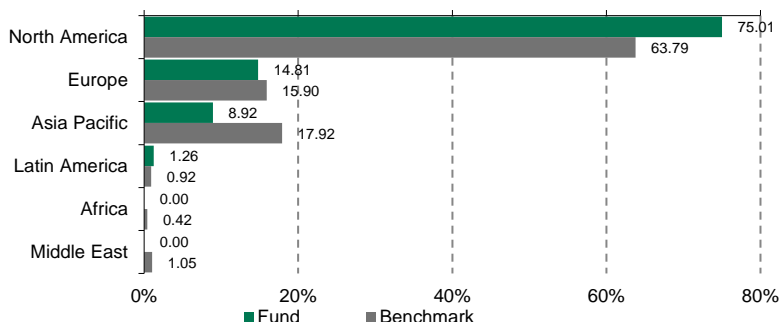
Market movements may cause the value of investments to go down as well as up and you may not get back the amount originally invested. This factsheet is aimed at professional investors only. It is not designed for and should not be used or relied upon by private investors. Morningstar Overall Ratings as at 30/06/2022. Copyright © 2022 Morningstar UK Limited. All Rights Reserved. Regarding Morningstar Ratings, the information contained herein: (1) is proprietary to Morningstar and/or its content providers; (2) may not be copied or distributed; and (3) is not warranted to be accurate, complete or timely. Neither Morningstar nor its content providers are responsible for any damages or losses arising from any use of this information.

■ GEOGRAPHIC BREAKDOWN

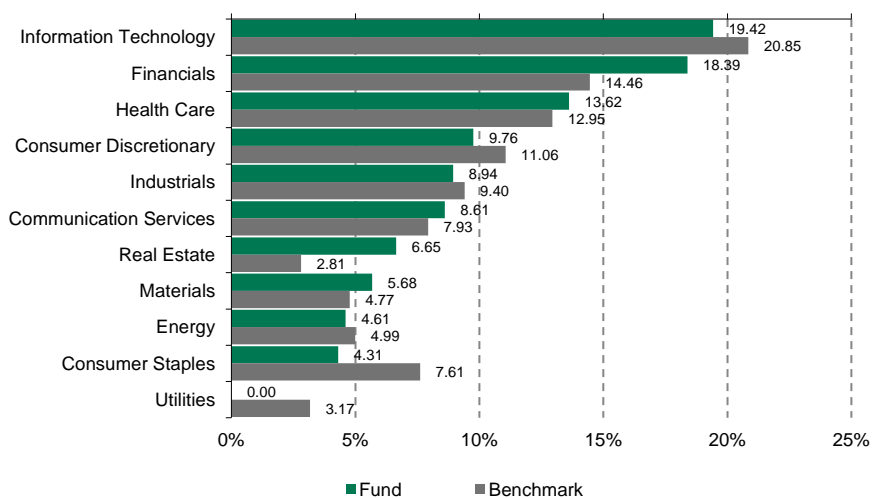
Top 5 Active Country Weights



Regional Weights



■ SECTOR BREAKDOWN



■ IMPORTANT INFORMATION

The fund is a sub-fund of Nomura Funds Ireland plc, which is authorised by the Central Bank of Ireland as an open-ended umbrella investment company with variable capital and segregated liability between its sub-funds, established as an undertaking for Collective Investment in Transferable Securities under the European Communities (Undertakings for Collective Investment in Transferable Securities) Regulations 2011. This document was prepared by Nomura Asset Management U.K. Ltd and is not intended for distribution to or use by any person or entity in any jurisdiction or country where such distribution or use would be contrary to law or regulation. The shares in the fund have not been and will not be offered for sale in the United States of America, its territories or possessions and all areas subject to its jurisdiction, or to United States Persons. This document is not intended in any way to indicate or guarantee future investment results as the value of investments may go down as well as up. Values may also be affected by exchange rate movements and investors may not get back the full amount originally invested. Before purchasing any investment fund or product, you should read the related prospectus and fund documentation, including full details of all the risks associated with it, to form your own assessment and judgement on whether this investment is suitable in light of your financial knowledge and experience, investment objectives and financial or tax situation and whether to obtain specific advice from an investment professional. The prospectus and Key Investor Information Document are available from the Nomura Asset Management U.K. Ltd website at www.nomura-asset.co.uk. A summary of investor rights in English and information on collective redress mechanisms are available at https://www.nomura-asset.co.uk/download/funds/how-to-invest/Summary_of_investor_rights.pdf. Nomura Asset Management U.K. Limited may at any time decide to terminate arrangements it may have made for the marketing of units of a fund in a member state other than its home member state. The EU Sustainable Finance Disclosure Regulation ("SFDR") requires investment firms to formalise how sustainability is integrated into their business and processes, and to make new public and client-facing disclosures on sustainability matters. The aforementioned disclosures relating to Nomura Asset Management U.K. Limited are published on the website. Product related disclosures regarding Nomura Funds Ireland PLC, its sub-funds can be found in the prospectus. This fund is an Article 8 fund according to SFDR. Nomura Asset Management U.K. Ltd. is authorised and regulated by the Financial Conduct Authority. American Century Investment Management (UK) Limited is authorised and regulated by the Financial Conduct Authority. American Century Investment Management (UK) Limited is registered in England and Wales. Registered number: 06520426. Registered office: 12 Henrietta Street, 4th Floor, London, WC2E 8LH. American Century Investments (EU) GmbH is registered with the German Federal Financial Supervisory Authority (Bundesanstalt für Finanzdienstleistungsaufsicht (BaFin)). American Century Investment Management, Inc. is not authorised by the German Federal Financial Supervisory Authority (Bundesanstalt für Finanzdienstleistungsaufsicht (BaFin)). Portfolio data source: Nomura Asset Management U.K. Ltd.

■ TOP HOLDINGS

| | |
|---------------------|-------|
| Microsoft Corp | 5.04% |
| Alphabet Inc | 4.44% |
| Amazon.com Inc | 3.11% |
| AstraZeneca PLC | 2.52% |
| Cheniere Energy Inc | 2.01% |
| Equinix Inc | 1.84% |
| Mastercard Inc | 1.83% |
| AIA Group Ltd | 1.82% |
| IQVIA Holdings Inc | 1.78% |
| ServiceNow Inc | 1.71% |

■ PORTFOLIO CHARACTERISTICS

| | |
|----------------------------------|------------|
| Number of Holdings | 93 |
| Weighted Avg Market Cap (in \$M) | 211,483.95 |
| Price/Earnings Ratio | 21.61x |
| Price/Book Ratio | 3.23x |

■ CONTACT DETAILS

Nomura Asset Management

Email: info@nomura-asset.co.uk

Tel: +44 207 521 1747

www.nomura-asset.co.uk

American Century Investments

Email: ACI@nomura.com

Tel: +44 207 024 7080

www.americancentury.com

■ FUND MANAGERS

| Name | Start Date | |
|----------------------|------------|---------|
| | Industry | Company |
| Keith Creveling, CFA | 1990 | 1999 |
| Brent Puff | 1992 | 2001 |
| Ted Harlan, CFA | 1998 | 2007 |