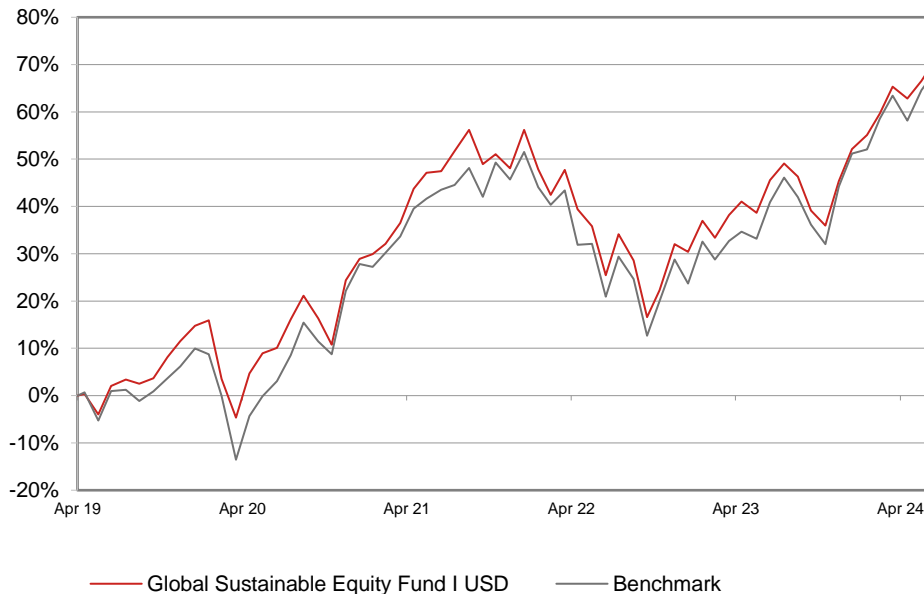


INVESTMENT OBJECTIVE

To achieve long-term capital growth through investment in a relatively concentrated, actively managed portfolio of global equity securities issued by companies with a high overall positive impact on society.

Past performance is not indicative of future returns.

CUMULATIVE PERFORMANCE (as at 30 June 2024)



FUND FACTS

Fund Size	44.5m USD
Fund managers	Alex Rowe
Launch Date	15/04/2019
Base Currency	US Dollar
Pricing Frequency	Daily
Sector	Global Large-Cap Blend Equity
Benchmark	MSCI All Countries World
Domicile	Ireland

SHARE CLASS DETAILS

ISIN Code	IE00BJ1GXR76
Bloomberg Ticker	NOMGSUI
Minimum Initial Inv	1,000,000 USD
Minimum Further Inv	250,000 USD
Initial Charge	0.00%
Management Fee	0.60%
Total Expense Ratio	0.87%
Latest NAV per share	170.64 USD
Share Class Currency	USD
Dividend Frequency	n/a
Dividend Pay dates	n/a
Morningstar Rating	★★★★

TRADING DETAILS

Trading cutoff	13:00 GMT
Trading frequency	Daily
Valuation time	15:00 GMT
Settlement	T+3

RISK

Typically lower rewards, lower risk Typically higher rewards, higher risk



The table demonstrates where the fund ranks in terms of its potential risk and reward. The higher the rank the greater the potential reward but the greater the risk of losing money. It is based on past data, may change over time and may not be a reliable indication of the future risk profile of the fund.

ANNUALISED PERFORMANCE (as at 30 June 2024)

	Since launch	1m	3m	1y	3y	5y
Fund	10.82%	2.47%	3.20%	17.21%	4.99%	10.82%
Benchmark	10.51%	2.23%	2.92%	19.38%	5.43%	10.76%

DISCRETE PERFORMANCE (as at 30 June 2024)

	Jun 14 - Jun 15	Jun 15 - Jun 16	Jun 16 - Jun 17	Jun 17 - Jun 18	Jun 18 - Jun 19	Jun 19 - Jun 20	Jun 20 - Jun 21	Jun 21 - Jun 22	Jun 22 - Jun 23	Jun 23 - Jun 24
Fund						7.88%	33.90%	-14.90%	16.03%	17.21%
Benchmark						2.11%	39.26%	-15.75%	16.53%	19.38%

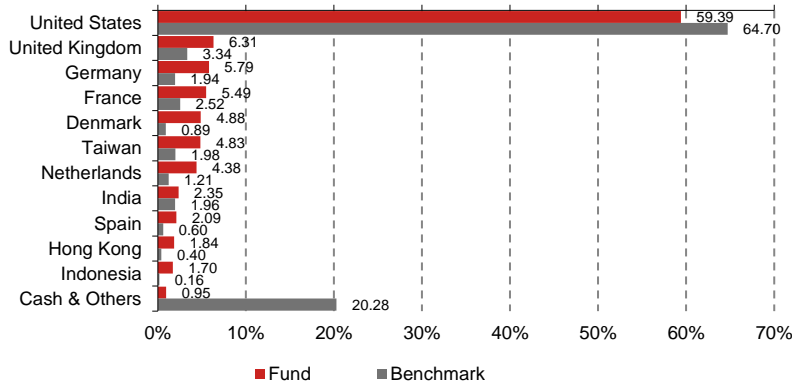
Source: NAMUK. Fund and Index performance is shown net of fees in local currency, on a single price basis with income reinvested into the fund.

VOLATILITY AND RISK

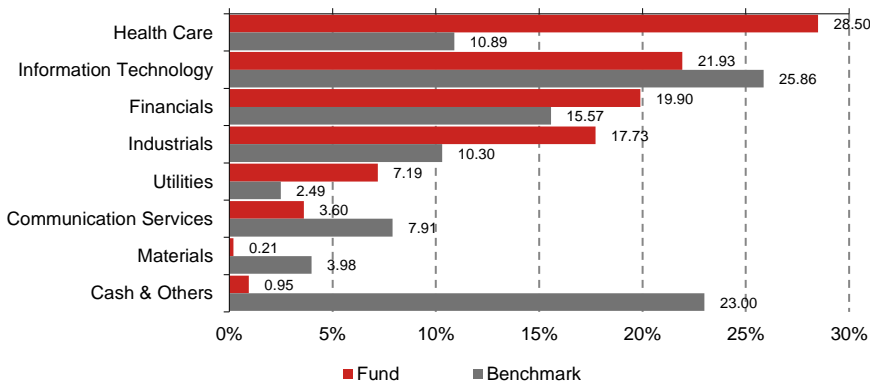
	3 Years
Alpha (excess annualised return)	-0.44
Beta	0.87
Information Ratio	-0.09
Tracking Error	5.06
Standard Deviation	15.28

Market movements may cause the value of investments to go down as well as up and you may not get back the amount originally invested. This factsheet is aimed at professional investors only. It is not designed for and should not be used or relied upon by private investors. Morningstar Overall Ratings as at 30/06/2024. Copyright © 2024 Morningstar UK Limited. All Rights Reserved. Regarding Morningstar Ratings, the information contained herein: (1) is proprietary to Morningstar and/or its content providers; (2) may not be copied, adapted or distributed; (3) is not warranted to be accurate, complete or timely; and (4) does not constitute advice of any kind, whether investment, tax, legal or otherwise. User is solely responsible for ensuring that it complies with all laws, regulations and restrictions applicable to it. Neither Morningstar nor its content providers are responsible for any damages or losses arising from any use of this information, except where such damages or losses cannot be limited or excluded by law in your jurisdiction.

■ GEOGRAPHIC BREAKDOWN



■ SECTOR BREAKDOWN



■ TOP HOLDINGS

Microsoft Corporation	5.38%
Novo Nordisk A/S Class B	4.88%
Taiwan Semiconductor Manufacturing Co., Ltd.	4.83%
Johnson Controls International plc	4.40%
ASML Holding NV	4.18%
Boston Scientific Corporation	4.06%
Adobe Inc.	3.97%
Mastercard Incorporated Class A	3.94%
Alphabet Inc. Class A	3.60%
UnitedHealth Group Incorporated	3.40%

■ PORTFOLIO CHARACTERISTICS

Number of Holdings	36
--------------------	----

■ CONTACT DETAILS

Email: info@nomura-asset.co.uk
Tel: +44 207 521 1747
www.nomura-asset.co.uk

■ FUND MANAGERS



Alex Rowe
Alex Rowe has 12 years of investment experience and has been with Nomura since 2014.

■ IMPORTANT INFORMATION

This document was prepared by Nomura Asset Management U.K. Ltd, from sources it reasonably believes to be accurate. This document is not intended in any way to indicate or guarantee future investment results as the value of investments may go down as well as up. Values may also be affected by exchange rate movements and investors may not get back the full amount originally invested. Before purchasing any investment fund or product, you should read the related prospectus and fund documentation, including full details of all the risks associated with it, to form your own assessment and judgement on whether this investment is suitable in light of your financial knowledge and experience, investment objectives and financial or tax situation and whether to obtain specific advice from an investment professional. This document may not be reproduced or redistributed, in whole or in part, for any purpose without the written permission of Nomura Asset Management U.K. Ltd. This is a marketing communication. Please refer to the prospectus and to the PRIIPs KID or UCITS KIID as appropriate for your relevant jurisdiction before making any final investment decisions. The fund is a sub-fund of Nomura Funds Ireland plc, which is authorised by the Central Bank of Ireland as an open-ended umbrella investment company with variable capital and segregated liability between its sub-funds, established as an undertaking for Collective Investment in Transferable Securities under the European Communities (Undertakings for Collective Investment in Transferable Securities) Regulations 2011. The UCITS fund is not intended for distribution to or use by any person or entity in any jurisdiction or country where such distribution or use would be contrary to law or regulation. The prospectus, key information document (PRIIPs KID), key investor information document (UCITS KIID) - as appropriate for your relevant jurisdiction - and other fund related materials are available in English and, for the PRIIPs KID, in the official language of the countries in which the fund is available for distribution on the Nomura Asset Management U.K. Ltd. website at <https://www.nomura-asset.co.uk/fund-documents/>. A summary of investor rights in English and information on collective redress mechanisms are available at https://www.nomura-asset.co.uk/download/funds/how-to-invest/Summary_of_investor_rights.pdf. Nomura Asset Management U.K. Limited may at any time decide to terminate arrangements it may have made for the marketing of units of a fund in a member state other than its home member state. The EU Sustainable Finance Disclosure Regulation ("SFDR") entered into force on 10 March 2021. SFDR requires firms to better inform end-investors with regard to the integration of sustainability risks, the consideration of adverse sustainability impacts, the promotion of environmental or social characteristics, and sustainable investment, as applicable. Disclosure of the above for Nomura Funds Ireland and its individual sub-funds can be found in the prospectus. This fund is an Article 9 fund under SFDR. Nomura Asset Management U.K. Ltd. is authorised and regulated by the Financial Conduct Authority. Portfolio data source: Nomura Asset Management U.K. Ltd.