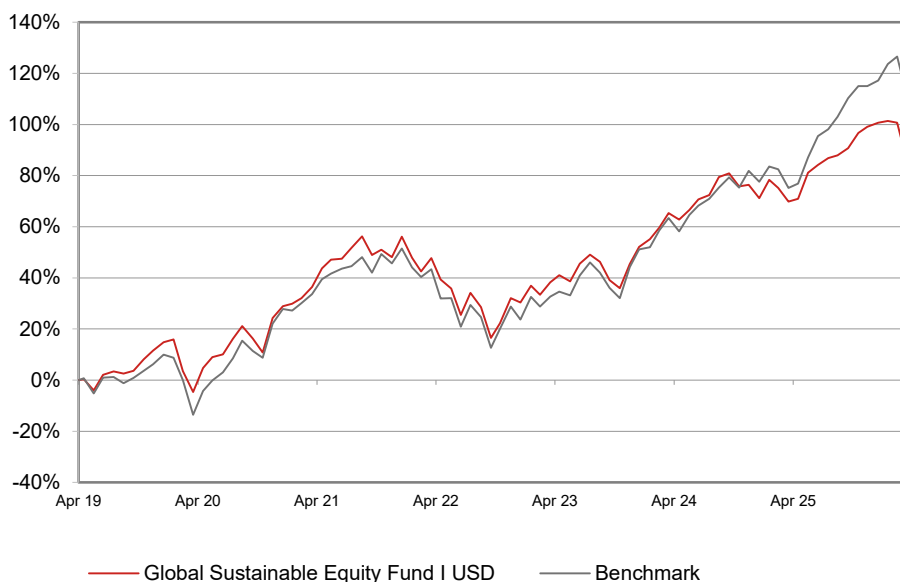


INVESTMENT OBJECTIVE

To achieve long-term capital growth through investment in a relatively concentrated, actively managed portfolio of global equity securities issued by companies with a high overall positive impact on society.

Past performance is not indicative of future returns.

CUMULATIVE PERFORMANCE (as at 31 March 2026)



FUND FACTS

Fund Size	37.7m USD
Fund managers	Nick Henderson
Launch Date	15/04/2019
Base Currency	US Dollar
Pricing Frequency	Daily
Sector	Gbl Large-Cap Blend Equity
Benchmark	MSCI All Countries World
Domicile	Ireland

SHARE CLASS DETAILS

ISIN Code	IE00BJ1GXR76
Bloomberg Ticker	NOMGSIU
Minimum Initial Inv	1,000,000 USD
Minimum Further Inv	250,000 USD
Initial Charge	0.00%
Management Fee	0.60%
Total Expense Ratio	0.85%
Latest NAV per share	184.82 USD
Share Class Currency	USD
Dividend Frequency	n/a
Dividend Pay dates	n/a
Morningstar Rating	***

TRADING DETAILS

Trading cutoff	13:00 GMT
Trading frequency	Daily
Valuation time	15:00 GMT
Settlement	T+3

ANNUALISED PERFORMANCE (as at 31 March 2026)

	Since launch	1m	3m	1y	3y	5y
Fund	9.23%	-7.93%	-7.93%	8.79%	10.17%	6.25%
Benchmark	11.27%	-7.18%	-3.20%	20.01%	16.58%	9.49%

DISCRETE PERFORMANCE (as at 31 March 2026)

	Mar 16 - Mar 17	Mar 17 - Mar 18	Mar 18 - Mar 19	Mar 19 - Mar 20	Mar 20 - Mar 21	Mar 21 - Mar 22	Mar 22 - Mar 23	Mar 23 - Mar 24	Mar 24 - Mar 25	Mar 25 - Mar 26
Fund				43.14%	8.22%	-6.43%	19.64%	2.75%	8.79%	
Benchmark				54.60%	7.28%	-7.44%	23.15%	7.21%	20.01%	

Source: NAMUK. Fund and Index performance is shown net of fees in local currency, on a single price basis with income reinvested into the fund.

VOLATILITY AND RISK

	3 Years
Alpha (excess annualised return)	-6.41
Beta	0.85
Information Ratio	-1.40
Tracking Error	4.59
Standard Deviation	10.75

Market movements may cause the value of investments to go down as well as up and you may not get back the amount originally invested. This factsheet is aimed at professional investors only. It is not designed for and should not be used or relied upon by private investors. Morningstar Overall Ratings as at 31/03/2026. Copyright © 2026 Morningstar UK Limited. All Rights Reserved. Regarding Morningstar Ratings, the information contained herein: (1) is proprietary to Morningstar and/or its content providers; (2) may not be copied, adapted or distributed; (3) is not warranted to be accurate, complete or timely; and (4) does not constitute advice of any kind, whether investment, tax, legal or otherwise. User is solely responsible for ensuring that it complies with all laws, regulations and restrictions applicable to it. Neither Morningstar nor its content providers are responsible for any damages or losses arising from any use of this information, except where such damages or losses cannot be limited or excluded by law in your jurisdiction.

RISK

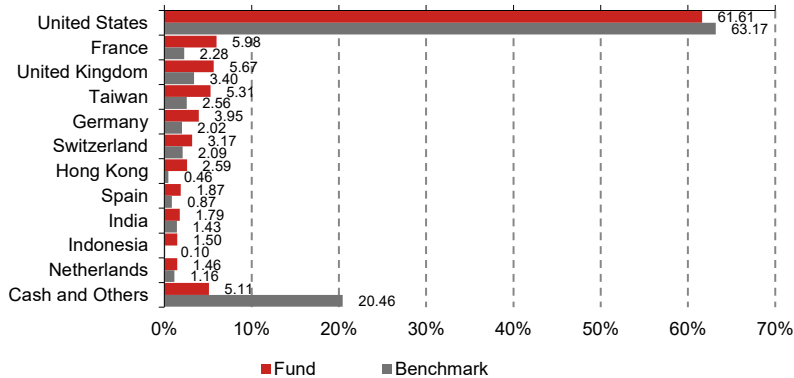
Typically lower rewards, lower risk

Typically higher rewards, higher risk

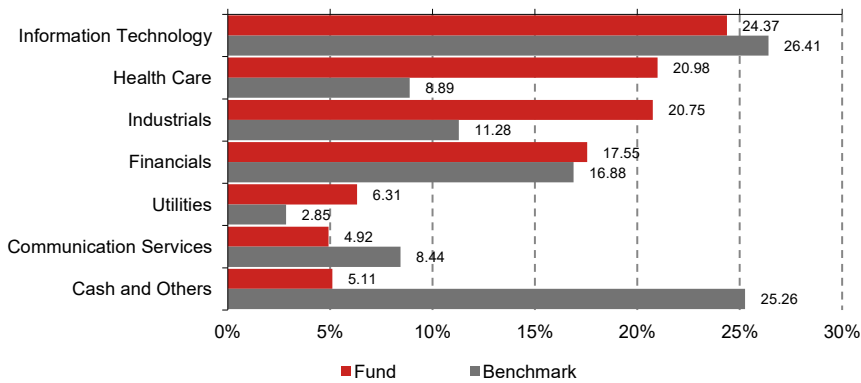


The table demonstrates where the fund ranks in terms of its potential risk and reward. The higher the rank the greater the potential reward but the greater the risk of losing money. It is based on past data, may change over time and may not be a reliable indication of the future risk profile of the fund.

■ GEOGRAPHIC BREAKDOWN



■ SECTOR BREAKDOWN



■ TOP HOLDINGS

Microsoft Corporation	5.84%
NVIDIA Corporation	5.79%
Taiwan Semiconductor Manufacturing Co., Ltd.	5.31%
Alphabet Inc. Class A	4.92%
Broadcom Inc.	3.55%
Waste Management, Inc.	3.30%
Mastercard Incorporated Class A	3.20%
Schneider Electric SE	3.08%
AstraZeneca PLC	3.00%
AXA SA	2.90%

■ PORTFOLIO CHARACTERISTICS

Number of Holdings	40
--------------------	----

■ CONTACT DETAILS

Email: info@nomura-asset.co.uk

Tel: +44 207 521 1747

www.nomura-asset.co.uk

■ FUND MANAGERS



Nick Henderson

Nick Henderson has 17 years of investment experience and has been with Nomura since 2026.

■ IMPORTANT INFORMATION

This document was prepared by Nomura Asset Management U.K. Ltd. ("NAM UK"). Issuing office and regulatory details are available at www.nomura-asset.co.uk/download/factsheets/Disclaimer-issuing-office-and-regulatory-details.pdf. The information in this report is not intended in any way to indicate or guarantee future investment results as the value of investments may go down as well as up. Values may also be affected by exchange rate movements and investors may not get back the full amount originally invested. Before purchasing any investment product, you should read the related risk documentation in order to form your own assessment and judgement and, to make an investment decision. This document may not be reproduced or redistributed, in whole or in part, for any purpose without the written permission of NAM UK. This is a marketing communication. Please refer to the prospectus and to the PRIIPs KID or UCITS KIID as appropriate for your relevant jurisdiction before making any final investment decisions. The Fund chooses companies on the basis of ethical criteria which will limit the choice of investments. The Fund will not perform in line with funds that have a broader investment policy. Sustainability information from investee companies and third-party data providers may be incomplete, inaccurate or unavailable. As a result, there is a risk that we may incorrectly assess a security or issuer, resulting in the incorrect inclusion or exclusion of a security in the portfolio. The fund is a sub-fund of Nomura Funds Ireland plc, which is authorised by the Central Bank of Ireland as an open-ended umbrella investment company with variable capital and segregated liability between its sub-funds, established as an undertaking for Collective Investment in Transferable Securities under the European Communities (Undertakings for Collective Investment in Transferable Securities) Regulations 2011. The UCITS fund is not intended for distribution to or use by any person or entity in any jurisdiction or country where such distribution or use would be contrary to law or regulation. The prospectus, key information document (PRIIPs KID), key investor information document (UCITS KIID) - as appropriate for your relevant jurisdiction - and other fund related materials are available in English and, for the PRIIPs KID, in the official language of the countries in which the fund is available for distribution on the NAM UK website at www.nomura-asset.co.uk/fund-documents/. A summary of investor rights in English and information on collective redress mechanisms are available at www.nomura-asset.co.uk/download/funds/how-to-invest/Summary_of_investor_rights.pdf. NAM UK may at any time decide to terminate arrangements it may have made for the marketing of units of a fund in a member state other than its home member state. The EU Sustainable Finance Disclosure Regulation ("SFDR") entered into force on 10 March 2021. SFDR requires firms to better inform end-investors with regard to the integration of sustainability risks, the consideration of adverse sustainability impacts, the promotion of environmental or social characteristics, and sustainable investment, as applicable. Disclosure of the above for Nomura Funds Ireland and its individual sub-funds can be found in the prospectus. This fund is an Article 9 fund under SFDR. NAM UK is authorised and regulated by the Financial Conduct Authority. Portfolio data source: NAM UK